



# SCANNABLE TEMPORARY ABUTMENTS

**2 Dimples = 2.0mm Post**



**Red = 2.0mm Post**

**3 Dimples = 2.5mm Post**



**Blue = 2.5mm Post**

**4 Dimples = 3.0mm Post**



**Green = 3.0mm Post**

*“Digitally record an implant’s accurate position at the time of its one-stage surgical placement or later.”*



Download digital libraries here:

📄 [www.bicon.com/digital](http://www.bicon.com/digital)

The occlusal view of the Scannable Temporary Abutments communicates a variety of information. The abutment color and number of dimples denotes the post diameter. The numeral denotes the series, which is the approximate diameter in mm of the abutment, and the letter denotes the profile's relative height. A circle around the numeral and letter denotes a tall shaft, which is the portion of the abutment post above the top of the implant.

**Red 2.0mm Post (Two Dimples)**


-  **4** Series 4, 2.5mm Height Standard Shaft
-  **④** Series 4, 2.5mm Height Tall Shaft
-  **4T** Series 4T, 4.5mm Height Standard Shaft

**Blue 2.5mm Post (Three Dimples)**

-  **4X** Series 4X, 6.5mm Height Tall Shaft

**Green 3.0mm Post (Four Dimples)**

-  **5** Series 5, 4.5mm Height Standard Shaft



\*Tall shafts are 2.0mm taller than standard shafts and are helpful for deeply-positioned implants often avoiding the need for removing bone over the implant with sulcus formers.

**2.0mm Post**




Part No.	Series	Height	Shaft
143-725	4	2.5mm	Standard 1.0mm
143-795	4	2.5mm	Tall* 3.0mm
143-745	4T	4.5mm (T)	Standard 1.0mm
143-796	4T	4.5mm (T)	Tall* 3.0mm




Part No.	Series	Height	Shaft
153-725	5L	2.5mm (L)	Standard 1.0mm
153-745	5	4.5mm	Standard 1.0mm

**2.5mm Post**




Part No.	Series	Height	Shaft
243-725	4	2.5mm	Standard 1.0mm
243-795**	4	2.5mm	Tall* 3.0mm
243-745	4T	4.5mm (T)	Standard 1.0mm
243-796**	4T	4.5mm (T)	Tall* 3.0mm
243-765	4X	6.5mm (X)	Standard 1.0mm
243-797**	4X	6.5mm (X)	Tall* 3.0mm



Part No.	Series	Height	Shaft
253-725	5L	2.5mm (L)	Standard 1.0mm
253-745	5	4.5mm	Standard 1.0mm
253-795	5	4.5mm	Tall* 3.0mm
253-765	5T	6.5mm (T)	Standard 1.0mm
253-796**	5T	6.5mm (T)	Tall* 3.0mm
253-785	5X	8.5mm (X)	Standard 1.0mm

**3.0mm Post**



Part No.	Series	Height	Shaft
353-725	5L	2.5mm (L)	Standard 1.0mm
353-745	5	4.5mm	Standard 1.0mm
353-795	5	4.5mm	Tall* 3.0mm
353-765	5T	6.5mm (T)	Standard 1.0mm
353-796	5T	6.5mm (T)	Tall* 3.0mm
353-785	5X	8.5mm (X)	Standard 1.0mm



Part No.	Series	Height	Shaft
363-725	6L	2.5mm (L)	Standard 1.0mm
363-745	6	4.5mm	Standard 1.0mm
363-765	6T	6.5mm (T)	Standard 1.0mm

**Highlights**

Bicon's Scannable Temporary Abutments provide for an efficient and cost-effective digital recording of an implant's position at the time of its one-stage surgical placement or later.

- Acts as both a temporary abutment and a Digital Scan Post at the same time
- Provides for fewer number of patient visits
- Digitally-scanned image must include the entire occlusal circumference of the abutment
- Choose any abutment size or Millable Abutment Blank for the final restoration
- Fabricate the prosthesis while the implant is healing



Part No.	Series	Height	Shaft
373-725	7L	2.5mm (L)	Standard 1.0mm
373-745	7	4.5mm	Standard 1.0mm

\*Tall shafts are 2.0mm taller than standard shafts and are helpful for deeply-positioned implants often avoiding the need for removing bone over the implant with sulcus formers.

\*\*Available mid-2024

NOTE: All part numbers begin with the prefix "260-"